

2mW Single-Mode 1064nm VCSEL Chip Part # PSM-TC-002-W1064

- *Vertical-Cavity Surface-Emitting Laser technology*
- *>2mW single-fundamental-mode power at 1064nm*
- *Top-side emission*
- *Custom wavelengths available (808-1064nm)*

Optical & Electrical Characteristics

PARAMETER	CONDITIONS	MIN	TYP	MAX	UNIT
CW Single-mode Power	4mA, 25C Heat-sink	2	2.5	--	mW
Threshold current	25C Heat-sink	--	0.4	0.6	mA
Operating current	2mW, 25C Heat-sink	--	4	5	mA
Operating voltage	2mW, 25C Heat-sink	--	2.4	2.6	V
Differential resistance	2mW, 25C Heat-sink	--	220	250	Ω
Slope efficiency	25C Heat-sink	0.65	0.75	--	W/A
Conversion efficiency	1.1mW, 25C	28	30	--	%
Center wavelength	2mW, 25C Heat-sink	1054	1064	1074	nm
SMSR	2mW, 25C Heat-sink	-25	-30	--	dB
Wavelength shift	25C Heat-sink	0.060	0.065	0.070	nm/°C
Beam divergence	2mW, 25C Heat-sink	--	17	21	°

(1) Side-Mode Suppression Ratio

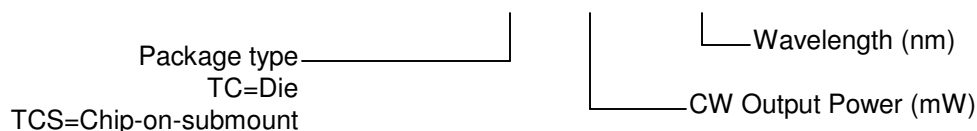
(2) Full-width $1/e^2$

Maximum Absolute Ratings

PARAMETER	CONDITIONS
Forward current	6mA
Reverse current	25 μ A
Operating temperature	0 to +80 °C
Storage temperature	-40 to +80 °C

Ordering information

PSM - TC - 002 - W1064

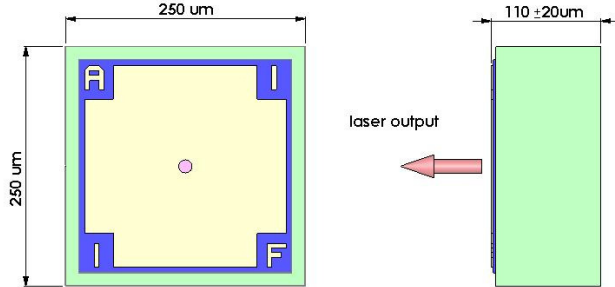


Princeton Optronics, Inc. * 1 Electronics Drive * Mercerville, New Jersey 08619

Voice: (609) 584-9696 * Fax: (609) 584-2448 * E-mail: sales@princetonoptronics.com * www.princetonoptronics.com

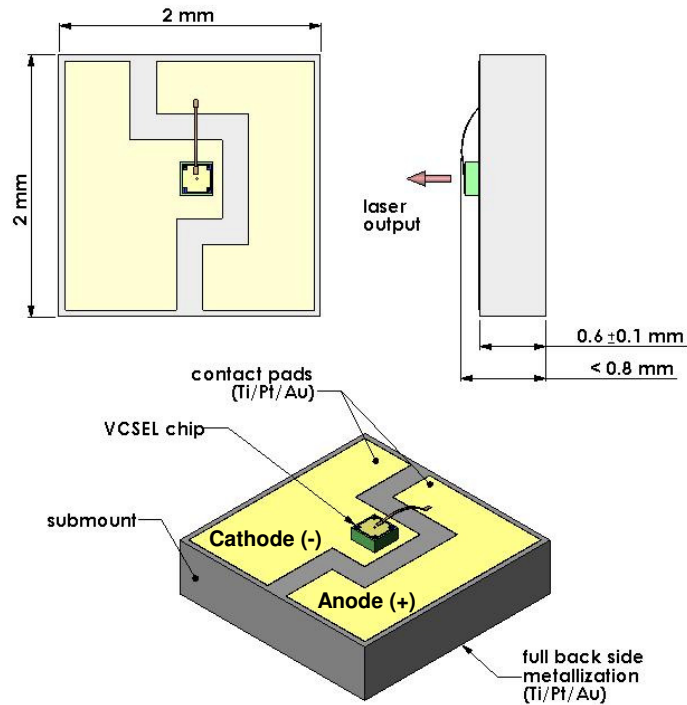
Mechanical Characteristics

Package Option TC: Bare die



PARAMETER	VALUE
Die width	250 +/-10μm
Die length	250 +/-10μm
Die height	110 +/-20μm
Max solder temperature	330 °C

Package Option TCS: Chip on submount



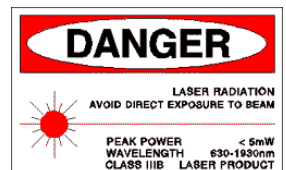
PARAMETER	VALUE
Package width	2.0 +/-0.05mm
Package length	2.0 +/-0.05mm
Package height	< 0.7mm
Max solder temperature	150 °C
Metalization	Ti/Pt/Au

Copyright © 2007 Princeton Optronics, Inc.
All Rights Reserved.

Princeton Optronics reserves the right to change product design and specifications at any time without notice.

No license is granted by implication or otherwise under any patents or patent right of Princeton Optronics. No responsibility is assumed for the use of these products, nor for any infringement on the rights of others resulting from the use of these products

Laser diode product components are intended for use in a user-devised end system. However, these products are capable of emitting Class IIIB radiation. Extreme care must be exercised during their operation. Only persons familiar with the appropriate safety precautions should operate a laser product. Directly viewing the laser beam or exposure to specular reflections must be avoided. Serious injury may result if any part of the body is exposed to the beam. The eye is extremely sensitive to the infrared radiation and therefore, proper eye-wear must be worn at all times. Use of optical instruments with these products may increase eye hazard. Always wear eye protection when operating.



REV. A – 04/07

Princeton Optronics, Inc. * 1 Electronics Drive * Mercerville, New Jersey 08619

Voice: (609) 584-9696 * Fax: (609) 584-2448 * E-mail: sales@princetonoptronics.com * www.princetonoptronics.com